


Our mission is to improve the quality of life for those who are visually impaired through awareness, resources and solutions

**Dr. Lynne Noon**  
Diplomate in Low Vision Rehabilitation


**Enjoy Television Despite Vision Loss**

Next to having difficulty reading and driving, seeing television is one of the most common visual complaints that we hear from our clients. Our patients report that they cannot see faces, closed captioning, the channel guide and other printing on the television. Operating the remote control is also difficult.

**Magnification:** As with most objects that are difficult to see, making the object bigger is the easiest solution for making it more visible. There are 3 ways to make your television bigger, with the easiest being to move your chair closer to the television. Moving your chair from 10 feet to 5 feet will give the television 2X magnification; moving to 2 1/2 feet will give you 4X magnification. Contrary to the old wives' tale, sitting close to the TV will not harm your eyes. Other ways to magnify are by getting a larger High Definition TV or to use spectacle mounted or hand held telescopes to see the TV.



TV viewed at 14 feet



TV viewed at 3 feet



Eschenbach Max TV Glasses

**Glare control:** Many visually impaired people report glare sensitivity in addition to their blurred vision. A window or bright lamp near the television can cause glare and decrease the contrast on the television. Cover the window with blinds or curtains and turn off the light to reduce glare. Light yellow or light gray tinted glasses can also help reduce glare.



**TV remote control:** There are several styles of universal large print TV remote controls. ViewFinder stocks 3 different styles. Your cable television company may offer accessibility solutions. For instance, Cox Cable offers a large print TV remote. They also have a voice activated remote. With the push of a button, users can search and record their favorite programs all with just the sound of their voice. The new Cox Contour features Voice Guidance. This "talking guide" reads what is on the screen including program descriptions and navigation options. Voice Guidance enables customers to effortlessly explore television content.




Large Print & Easy-to-Use Large Print Remotes



Cox Cable Big Button Remote

**Descriptive Video:** Video Description is an audio-narrated description of a television program's key visual elements. These descriptions are inserted into natural pauses in the program's dialogue. Video Description makes TV programming more accessible to individuals who are blind or visually impaired. This service is not currently available for all programs.

**Closed Captioning:** Many cable companies, including Cox allow size of the text on closed captioning to be enlarged for easier viewing. (Pictures below show two types of closed captioning that are available from Cox Cable).



Visit us on the web at [www.ViewFinderLowVision.com](http://www.ViewFinderLowVision.com)

1830 South Alma School Road, Suite 131 • Mesa, Arizona 85210 • 480.924.8755  
10001 West Bell Road, Suite 115 • Sun City, Arizona 85351 • 623.583.2800

Our doctors also see patients at several satellite offices throughout the state of Arizona  
Please call our toll free number 866.924.8755 or 480.924.8755  
to schedule an appointment at one of these offices